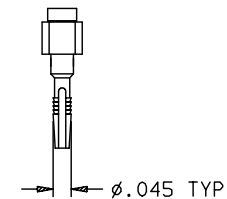
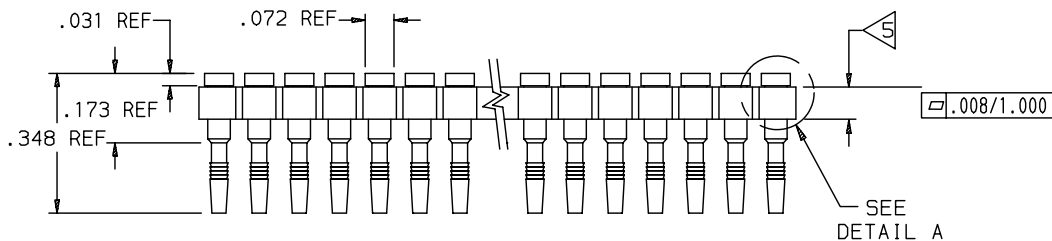
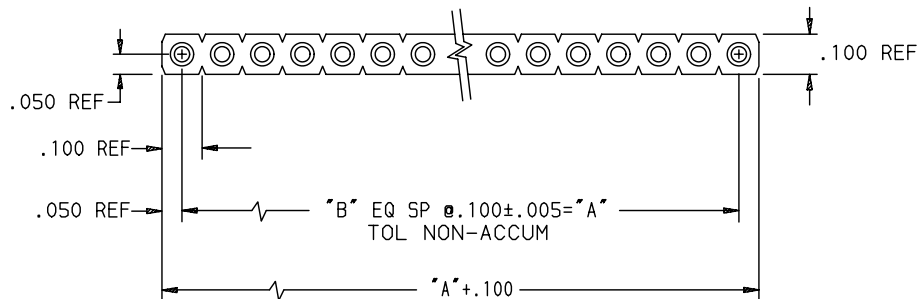


XXXY	STYLE	SEE SHEET
998ELF	"A"	1
998ZLF	"B"	2

NOTE RoHS INFORMATION

- The "LF" products meet european union Directives and other country regulations as described in 65-22-008.
- Packaging spec: see 65-14-920

TABLE 1				
PART NUMBER			DIMENSION	
SPF080-1 X [] - XXXYLF	"A"	"B"		
01	0	0		
02	.100	1		
03	.200	2		
04	.300	3		
05	.400	4		
06	.500	5		
07	.600	6		
08	.700	7		
09	.800	8		
10	.900	9		
11	1.000	10		
12	1.100	11		
13	1.200	12		
14	1.300	13		
15	1.400	14		
16	1.500	15		
17	1.600	16		
18	1.700	17		



STYLE "A"

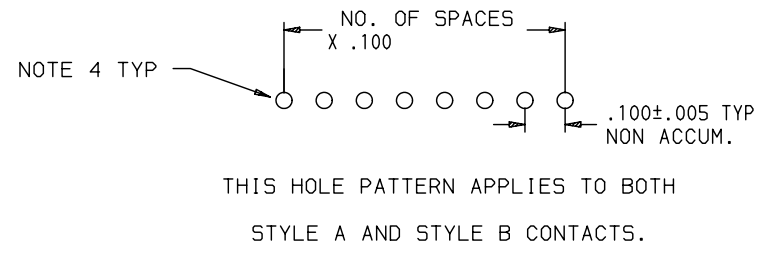
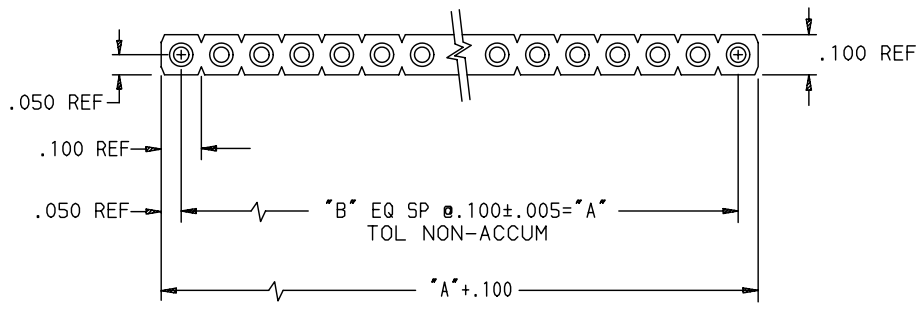
NOTES:

- CONTACT MATERIAL:
OUTER SHELL: BRASS ALLOY 360, 1/2 HARD, PER ASTM B16.
INNER CONTACT: BERYLLIUM COPPER, ALLOY 172, PER ASTM B194.
- CONTACT PLATING:
OUTER SHELL: 80 μ " TO 120 μ " TIN/LEAD PER SAE AMS-P-81728,
OUTER SHELL: 80 μ " TO 120 μ " TIN for LEAD FREE VERSION
OVER 100 μ " TO 200 μ " NICKEL PER QQ-N-290.
INNER CONTACT: 200 μ " TIN/LEAD PER SAE AMS-P-81728,
INNER CONTACT: 200 μ " TIN for LEAD FREE VERSION
OVER 50 μ " NICKEL PER QQ-N-290.
- NUMBER OF CONTACTS PER ROW (01 TO 18).
- RECOMMENDED PCB THRU HOLE DIA. .040 \pm .003
- INSULATOR THICKNESS MAY BE .080 OR .100.
- INSULATOR MATERIAL:
BLACK GLASS FILLED POLYESTER (PCT)

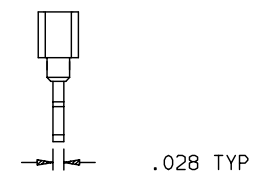
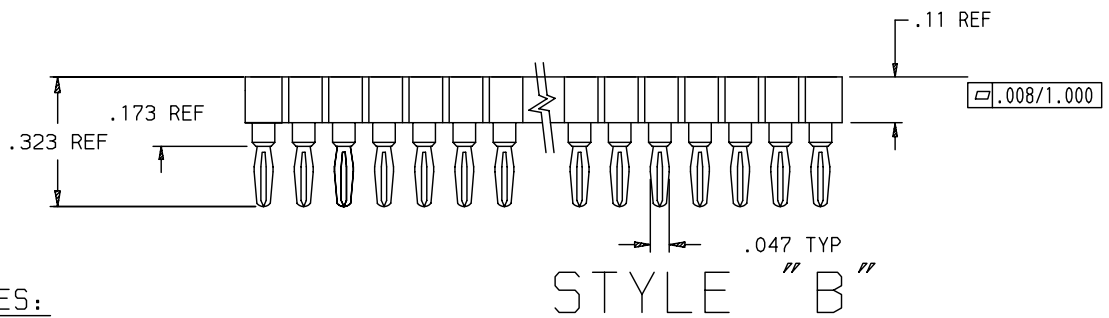
www.fciconnect.com		surface ISO 1302 <input checked="" type="checkbox"/>	tolerance std ISO 406 ISO 1101	projection 	INCH
TOLERANCES UNLESS OTHERWISE SPECIFIED					
Dr	D-WOLFORD	2000/10/01	ANGULAR	0.X	± 0.1
Eng	A-VASBINDER	2000/10/01	LINEAR	0.XX	± 0.1
Chr	A-VASBINDER	2000/10/01	0.XX' $\pm 2'$	0.XXX	± 0.1
Appr	A-VASBINDER	2000/10/01	Product family	SOCKET	Spec ref -
FCJ			SINGLE ROW SIP		dwg no
COMPLIANT PRESS FIT			58808		Rev.
catalog no			SEE TABLE		CUSTOMER
			sheet 1 of 2		

rev	ecn no	dr	date
H	LS07-0271	HLE	2007/10/29
J	LS07-0299	HLE	2007/11/21
K	LS08-0038	STG	2008/02/01
L	LS08-0051	HLE	2008/02/11
-	-	-	-
F	LS06-0189	HLE	2006/11/20
G	LS07-0141	HLE	2007/05/21

A



B



C

NOTES:

1. CONTACT MATERIAL:
OUTER SHELL: PHOSPHOR BRONZE.
INNER CONTACT: BERYLLIUM COPPER.
2. CONTACT PLATING:
OUTER SHELL: 200u" TIN/LEAD PER SAE AMS-P-81728,
OUTER SHELL: 200u" TIN for LEAD FREE VERSION
OVER 100u" NICKEL PER QQ-N-290.
INNER CONTACT: 200u" TIN/LEAD PER SAE AMS-P-81728,
INNER CONTACT: 200u" TIN for LEAD FREE VERSION
OVER 100u" NICKEL PER QQ-N-290.

3. NUMBER OF CONTACTS PER ROW (01 TO 18).
4. COMPLIANT PRESS FIT IN ϕ .040±.003 PLATED HOLE, RECOMMENDED DRILL SIZE 1.15 MM FOR .090 TO .130 THICK BOARD.

5. INSULATOR MATERIAL:
BLACK GLASS FILLED POLYESTER (PCT)

NOTE RoHS INFORMATION
 - The "LF" products meet european union Directives and other country regulations as described in 65-22-008.
 - Packaging spec: see 65-14-920

www.fciconnect.com		surface ISO 1302 ✓	tolerance std ISO 406 ISO 1101	projection inch
TOLERANCES UNLESS OTHERWISE SPECIFIED				
Dr	D-WOLFORD	2000/10/01	ANGULAR	0.X ±0.1
Eng	A-VASBINDER	2000/10/01	LINEAR	0.XX ±0.1
Chr	A-VASBINDER	2000/10/01	0.XX' ±2'	0.XXX ±0.1
Appr	A-VASBINDER	2000/10/01	Product family	SOCKET
size				A3
Scale				1:1
ECN				LS08-0051
Spec ref				-
title			58808	
SINGLE ROW SIP			Rev.	
COMPLIANT PRESS FIT			L	
catalog no			SEE TABLE	CUSTOMER
			sheet 2 of 2	

rev	ecn no	dr	date
H	LS07-0271	HLE	2007/10/29
J	LS070299	DLW	2007/11/21
K	LS08-0038	STG	2008/02/01
L	LS08-0051	HLE	2008/02/11
-	-	-	-
F	LS06-0189	HLE	2006/11/20
G	LS07-0141	HLE	2007/05/21

Copyright FCJ.

D